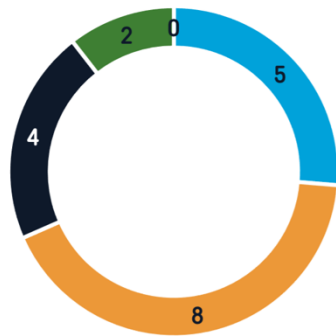




ACTIVE HUMBER

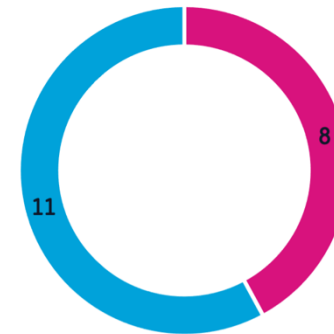
Staff and Board Equality Survey Results 2022

Age



■ 18-25 ■ 26-35 ■ 36-45 ■ 46-55 ■ Over 55

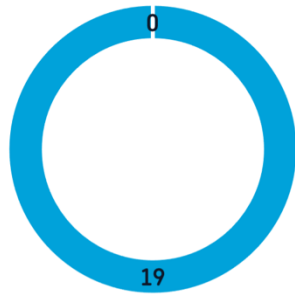
Gender



■ Female ■ Male

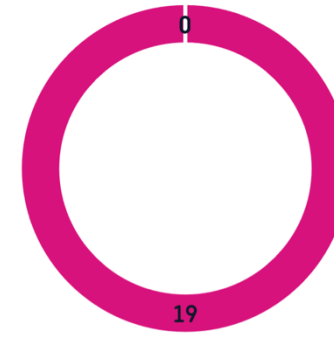


Trans or Different Gender than Assigned at Birth



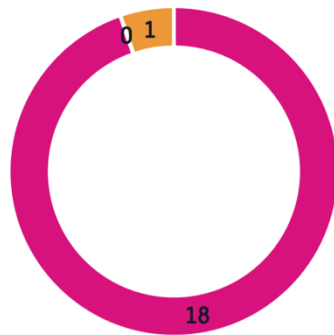
■ Yes ■ No

Sexual/Romantic Orientation



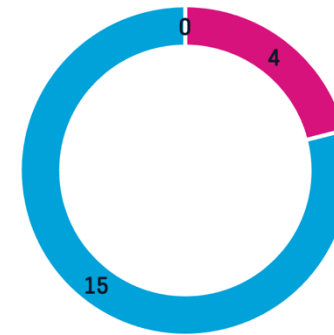
■ Heterosexual/straight ■ Gay/Lesbian ■ Bisexual ■ Other

Education



■ State Maintained Sector ■ Independent Sector ■ Prefer Not To Say

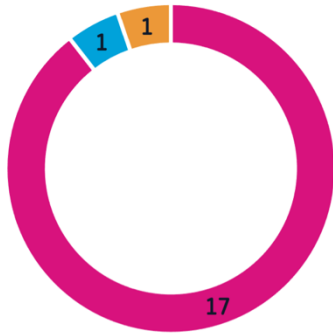
Post 16 Education



■ Further Education (College/6th Form) ■ Higher Education ■ No Post 16 Education

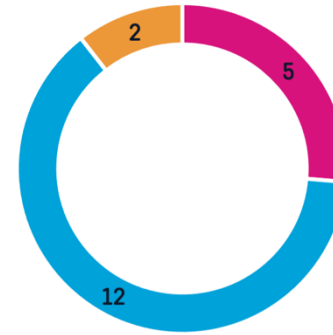


Ethnicity



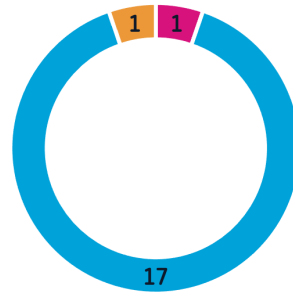
■ White British ■ White Caribbean ■ South Asian

Religion



■ Christian ■ No religion or belief ■ Prefer not to say

Physical or Mental Disability or Long Term Health Condition



■ Yes ■ No ■ Prefer not to say

