



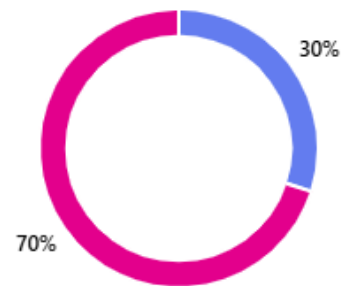
ACTIVE HUMBER

Staff and Board Equality Survey Results 2025

Gender

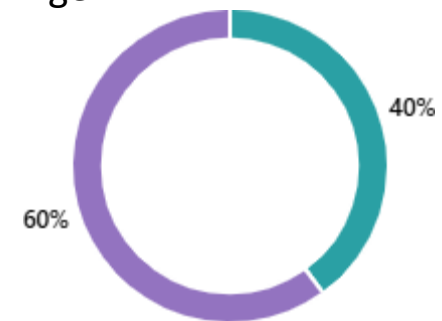
- Male
- Female
- Prefer not to say
- Other

3
7
0
0



- 16-24
 - 25-34
 - 35-44
 - 45-60
 - 60+
- 0
0
4
6
0

Age



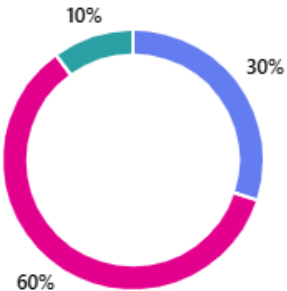
Ethnicity

Asian or Asian British: Indian	0
Asian or Asian British: Pakistani	0
Asian or Asian British: Bangladeshi	0
Asian or Asian British: Chinese	0
Asian or Asian British: Any other Asian background	0
Asian or Asian British: Prefer not to say	0
Black, African, Caribbean or Black British: African	0
Black, African, Caribbean or Black British: Caribbean	0
Black, African, Caribbean or Black British: Prefer not to say	0
Mixed or Multiple ethnic groups: White and Black Caribbean	0
Mixed or Multiple ethnic groups: White and Black African	0
Mixed or Multiple ethnic groups: White and Asian	0
Mixed or Multiple ethnic groups: Prefer not to say	0
White: British	8
White: Other	0
Any other ethnic group	1



Disability and/or Long Term Health Condition

Yes	3
No	6
Prefer not to say	1



Carer Responsibilities

